


# Pet Medication Reminder Monthly - Programming Directions

The pet owners select the day and time of day that is best for them to administer their pet's medication and with a single push of a button the **ALRT Pet Reminder** is programmed to alarm at that same time in 30 days and every 30 days thereafter. See details below:

## Monthly Pet Reminder - Programming and Use

### Programming


- Select the day and time of day that is best for you to administer your pet's monthly medication. On the selected day and at time of day that you choose, press and hold the ALRT button on the bottom front of the **ALRT Pet Reminder** until you hear a single 2-tone


sound  - then release.





(Note: Don't hold the button beyond the first 2-tone sound or there will be a second 2-tone sound which cancels the programming.)

- 
- The Reminder is now programmed.

- 2 seconds after releasing, you will hear the Reminder alarm , (so that you will know what to expect in 30 days).

- Press and release the ALRT button to silence the alarm and you will hear four beeps. 
- Unit will alarm at the same time every 30 days - press and release the ALRT button to silence the alarm.

### Deprogramming

- Press the ALRT button and the Reminder will beep  - continue to hold the button until you hear a 2-tone sound  - Now release the button.
- The Reminder is now deprogrammed.

### Battery Change

The 2004 Monthly Reminder contains a single CR2032 battery or equivalent. To replace the battery, loosen the small center screw on the back of the Reminder and remove the small cover. Remove the

old battery and insert the new battery with the positive (+) side up; then replace cover and tighten screw.

### Other Features

- Any time during the 30 days between reminder alarms, you can press the ALRT button and the Pet Reminder will beep. The number of beeps represents the approximate number of weeks until the next reminder alarm.
- When Pet Reminder alarms, (the alarm sounds and the light flashes), the alarm will continue for 1 minute and then goes silent for 5 minutes, then the alarm sounds again for 1 minute - It continues this sequence until you acknowledge the Pet Reminder by pressing the ALRT button.
- During the silent period of the alarm, the light will continue to flash. If the ALRT button is pressed during the silent period, the Reminder will go into full alarm mode. Press and release the button again to silence the alarm. The Reminder will alarm again in 30 days.
- During the 30 days between reminder alarms, the light will flash once every 10 minutes. This lets you know that the Pet Reminder is set and functioning properly.



### Frequently Asked Questions

**Q. When I was trying to program the Reminder, I heard one 2-tone sound and then another 2-tone sound. Is the Reminder programmed?**

A. No. You need to release the button after the first 2-tone sound. If you hold the button until you hear the second 2-tone sound, the programming is cancelled and you need to start over.

**Q. When will the reminder alarm sound?**

A. The alarm will sound in exactly 30 days from the day of programming at precisely the same time of day it was programmed.

**Q. What happens to the alarm schedule if I am a day late in acknowledging it.**

A. The schedule remains unchanged. The next alarm will occur based on 30 day intervals originating from the initial programming.

**Q. Will the Reminder always beep on the same day of the month?**

A. No. It will alarm in exactly 30 days after the initial programming and every 30 days thereafter until the battery is exhausted. Newer models have replaceable batteries.

**Q. Do I need to reprogram the Reminder after I replace the batteries?**

A. Yes. After you replace the batteries, you will need to reprogram the Reminder.

**Q. Is there a way to tell how many weeks until the Reminder will alarm again?**

A. Yes. Any time during the 30 days between reminder alarms, you can press the ALRT button and the Pet Reminder will beep the approximate number of weeks until the next reminder alarm.

**Q. How can I tell if the Reminder is programmed?**

A. The Reminder will flash once every 10 minutes between reminder alarms. You can also push the ALRT button. The beeps that follow tell you that the Reminder is programmed and the number of beeps indicate the approximate number of weeks until the next reminder alarm.